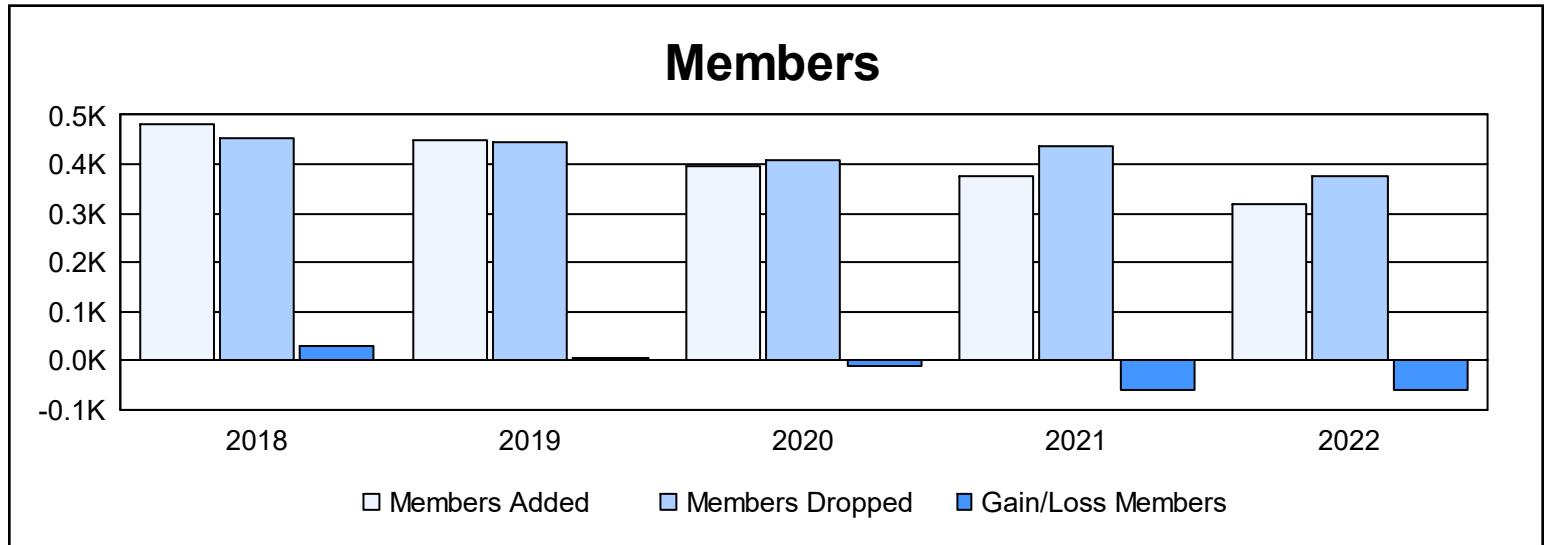
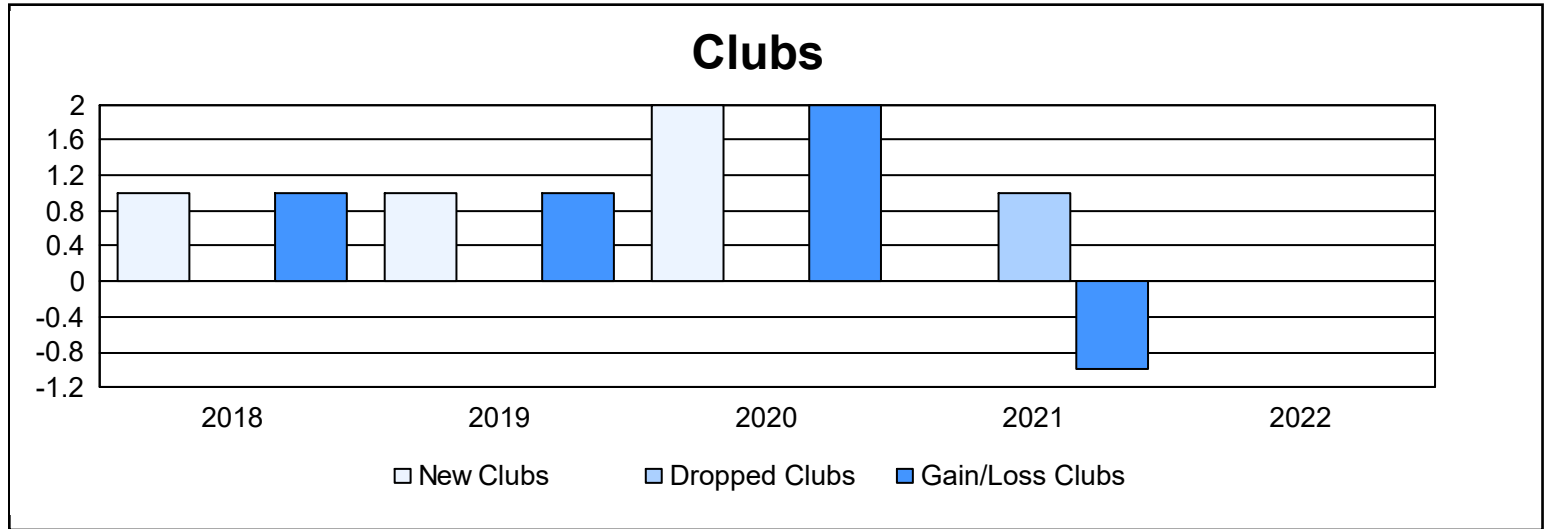
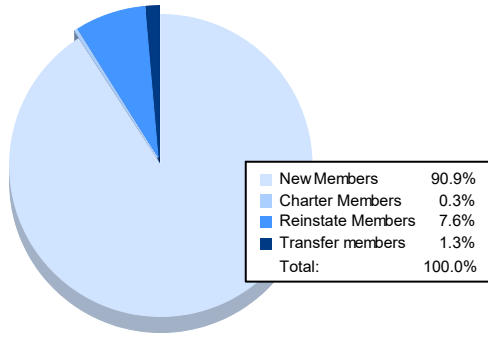


Year	New Clubs	Dropped Clubs	Gain/ Loss Clubs	New Members	Charter Members	Reinstate Members	Transfer Members	Total Member Added	Total Members Dropped	Gain/ Loss Members
2017-2018	1	0	1	403	41	28	8	480	451	29
2018-2019	1	0	1	371	49	19	11	450	446	4
2019-2020	2	0	2	292	84	14	7	397	407	-10
2020-2021	0	1	-1	318	7	46	6	377	438	-61
2021-2022	0	0	0	288	1	24	4	317	375	-58
<b>Average</b>	<b>1</b>	<b>0</b>	<b>1</b>	<b>334</b>	<b>36</b>	<b>26</b>	<b>7</b>	<b>404</b>	<b>423</b>	<b>-19</b>



### Membership Composition June 2022 Cumulative



### Gender Composition June 2022 Cumulative

